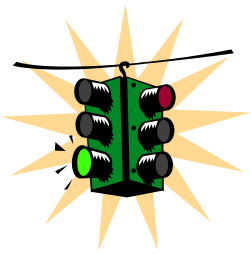
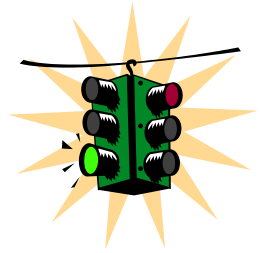




# The Road to Choosing a Major



# Ready, Set, Go!





## Start with self-assessment

- To begin choosing your major, consider the following:
  - Your interests
  - Your abilities
  - Your values
  - Your personality
  - Your motivation
  - Your skills (social, academic, practical, etc.)
- Contact the Academic Advising Center and/or Career Services for help with self-assessment.



# Get Revved up by Researching the Majors ...



- Ask yourself the following questions when researching the majors that interest you:
  - What are the ‘pros’ about this major?
  - What are the ‘cons’ about this major?
  - What are the personal skills I will acquire?
  - What are the professional skills I will acquire?
  - What career & grad school opportunities are available?
  - What interests me most about this major?



# Majors

## Bachelor of Science Majors:

- Accountancy (AC)
- Actuarial Sciences (ASC)
- Computer Information Systems (CIS)
- Corporate Finance & Accounting (FA)
- Economics – Finance (EF)
- Finance (FI)
- Information Design & Corporate Communication (IDCC)
- Information Systems Audit & Control (ISAC)
- Management (MG)
- Managerial Economics (ME)
- Marketing (MK)
- Mathematical Sciences (MA)



## Bachelor of Arts Majors

- History (HI)
- Global Studies (GLS)
- Liberal Arts
- Media and Culture (MC)
- Philosophy (PH)
- Public Policy (POL)
- Spanish Studies (SPS)
- Sustainability Sciences (SSC)



# Remember That You May Need to Slow Down a Little...



- Talk with faculty mentors in the major.
- Talk with current students in the major.
- Attend a majors workshop offered by the Academic Advising Center in October.
- **Attend the Majors & Minors Fair in October.**
- Make an appointment to talk with an Academic Adviser in the Academic Advising Center for one-on-one assistance with choosing a major.

# **You've Crossed the Finish Line & Chose a Major, Now What?**



- Initiate the process through MyBentley, print out the form that is generated for you, and obtain the signature from the department chair of your major.
- Continue proper course planning by meeting regularly with your academic adviser.